




WOLF TRUBLUE

The New Wavelength

- Best Coagulation
- Bloodless Surgery
- Non Contact Cutting
- Low Necrosis Zone




ENT Innovation

Bridging the KTP | Co2 gap




Flexible



Portable

3kg



Silent

0dB



TruBlue, the most recent wavelength for surgical laser producing a 445nm light is the first of its kind and true testament to the evolution of laser technology by combining the benefits of CO₂ contactless surgery and KTP peak haemoglobin absorption. Boasting Efficiency in cost and power, TruBlue has a place in both theatre and office.

Absolute best in its class for coagulation and minimal necrosis zone, this lightweight and silent device produces heavyweight results packing a punch in the ENT arena. This coupled with advances in fiber optics makes TruBlue suited for endoscopic use granting access to the human body no hand or scalpel has gone before.



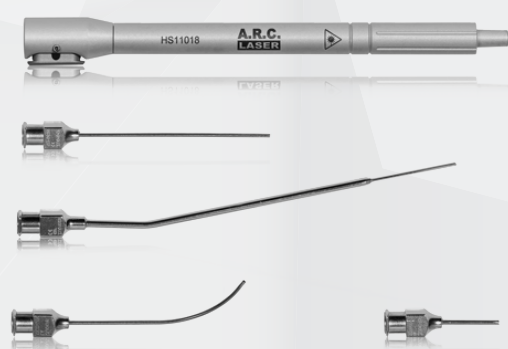
WOLF TRUBLUE

The New Wavelength

- Lightweight
- Portable
- Silent

TruBlue Essentials

Accessories



Universal Hand-Piece

Offering optimum versatility to your surgery. Enjoy effortless ENT application with A-Grade materials for an array of disciplines.



Esprit Laser Safety Goggles


| | |
|---------------------|--------------|
| Laser | Argon |
| Light Transmittance | 48% |
| Optical Density | 180-532nm 7+ |



Smoke Evacuator

Four stages of filtration • 1 x Filter Included

Product No: ZU01049



Mounting Plate

For micromanipulator to Zeiss microscope
Also available for Leica Microscope

Product No: ZU01032

Paving the way in ENT

TruBlue Applications

Laryngology

- Papilloma
- Leukoplakia, Biofilm
- Reinke's Edema
- Capillary Ectasia
- Polyps
- Dysplasia
- Partial Larynx Resection
- Treatment of Stenosis
- Microsurgical cutting

Rhinology

- Synechia
- Bleeding • Morbus Osler • Epistaxis
- Cutting • Coagulating
- Turbinates • Polyps • Septum Sporn

Otology

- Stapedotomy • Stapedectomy
- Cholesteatoma Surgery
- Radiation of the wound after mechanical removal of Cholesteatoma
- Glomus Tumour
- Haemostasis

Pharyngology

- Tumour Resection
- Uvulopalatoplasty



WOLF TRUBLUE

The New Wavelength

- Office or Operating Room Application
- 21st Century Fiber Optics
- Photoangiolytic

TruBlue Essentials

Medical Cart



Bare fiber UC – 300µm
 Bare fiber Universal Centering – 300µm
 Devices: Wolf • Nuvolas II

Product no: LL28001s



Leica – Eye Safety Filter
 Product No: BG06650

TruBlue

Technical Specifications

| | | | |
|--------------------|-----------------|--------------------|-------------------------------------|
| Laser Wavelength | 445nm | Display • Control | Colour touch-screen |
| Output Power | 10W | Aiming Beam | 532nm, Adjustable |
| Fiber Connection | A.R.C Laser | Operating Modes | CW • Pulsed |
| Weight | 2,8 kg | Power Requirements | 110-230 V / 50-19 V, 4,7 A Hz, 10 A |
| Dimensions (HxWxD) | 10 x 24 x 20 cm | | |



NEOMED^{UK}
MEDICAL LASER SPECIALIST

 www.neomed.co.uk  info@neomed.co.uk  + 44 (0) 1707 663 200



LASER SERVICE

Routine service and maintenance provides you the confidence your system will remain reliable and with a range of options offered by us, you can be sure to receive the right plan for your equipment.



LASER TRAINING COURSES

Proud sponsors and supporting agents to the most prestigious ENT surgeons in the UK that facilitate focused training courses and are trusted by leading practitioners to deliver nothing less than excellence.




LASER HIRE

Single cases made easy with a selection of lasers including KTP, Diode and CO₂. Arranging a hire couldn't be simpler with full support from experienced technicians and a qualified support operator who'll be present throughout.



LASER...INNOVATION
MADE IN GERMANY

A.R.C. Laser GmbH  +49 911 217 79-0
Bessemerstr 14  +49 911 217 79 99
90411 Nuremberg  info@arclaser.com
Germany  www.arclaser.com